

Découvrons quelques aqueducs particuliers

ETAPE 1 : Voici trois silhouettes de ponts-aqueducs

S'agit-il du même pont ?

Découvrons d'abord ces silhouettes une à une. Observez les bien !

Image 1




Image 2





Image 3



Voici les trois images : Sont-elles les silhouettes du même aqueduc ?




Image 1




Image 2






Image 3

REPONSE

Même si les silhouettes se ressemblent,
ce sont trois aqueducs différents.

Avez-vous trouvé leurs points communs et leurs différences ?



ETAPE 2 : Découvrez nos aqueducs, et rendez à chacun sa silhouette.




Image 1




Image 2




Image 3



L'aqueduc de Vanvitelli – Italie




Image 1




Image 2




Image 3



L'aqueduc d'Ansignan




Image 1




Image 2





Image 3




Le pont du Gard


Réponses



L'aqueduc de Vanvitelli = image 3



L'aqueduc d'Ansignan = image 2



Le pont du Gard = image 1